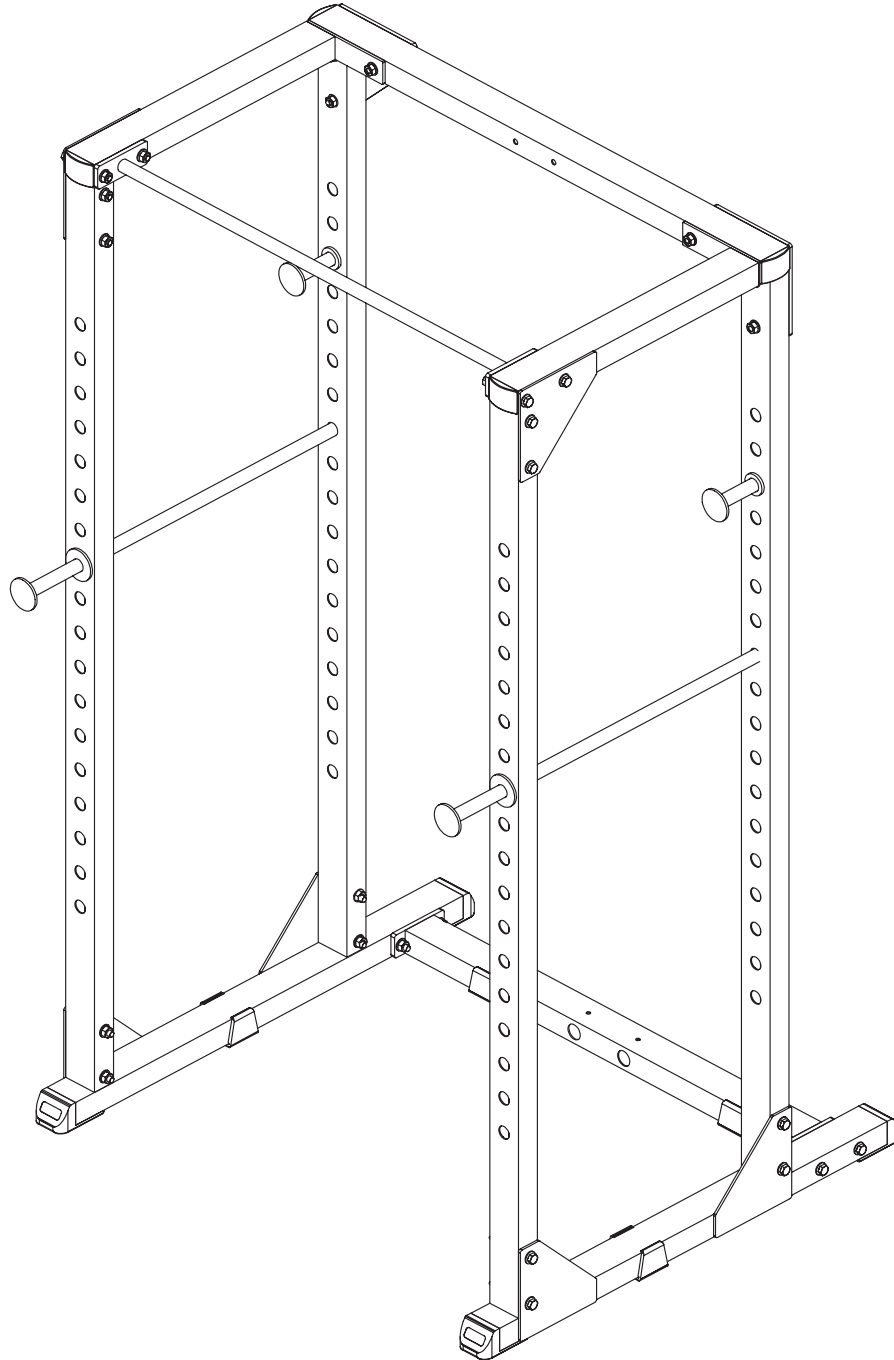




# Power Rack Assembly Diagram



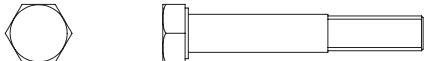


Power Rack Assembly Diagram


A1.M12X110L HEX HEAD BOLT-----[8PCS]



A2.M12X75L HEX HEAD BOLT-----[4PCS]



A3.M12X105L HEX HEAD BOLT-----[12PCS]



A4.M12X100L HEX HEAD BOLT-----[4PCS]



B1.M12 NYLON LOCK NUT-----[26PCS]



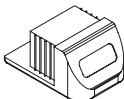
C1.M12 (Ø25) WASHER-----[54PCS]



D1.END CAP (9211-084)-----[4PCS]



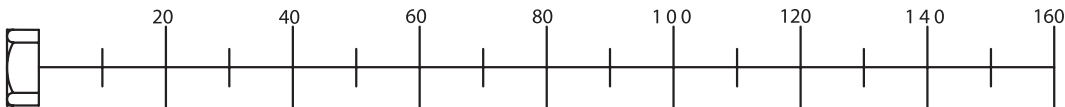
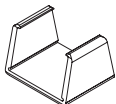
D2.END CAP (9211-026)-----[4PCS]



D3.Ø10X35 PIN (8250-014)-----[4PCS]



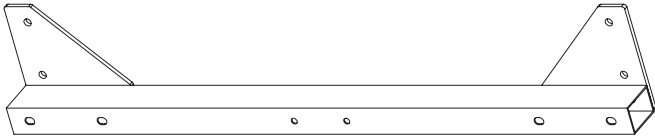
D4.RUBBER DOUNT (9212-011)-----[4PCS]



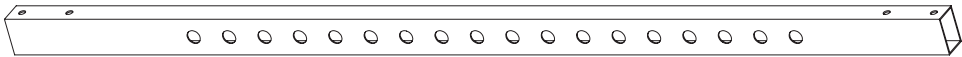


Power Rack Assembly Diagram

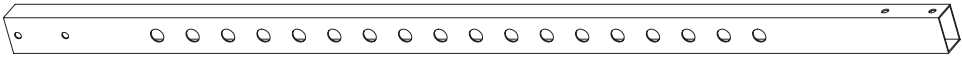
A [1PCS]



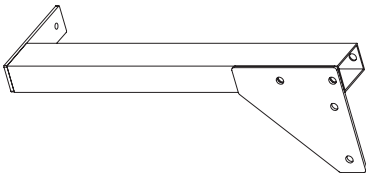
N [2PCS]




B [2PCS]




C [1PCS]



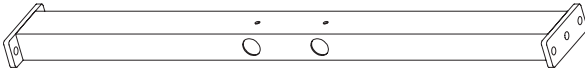
L [1PCS]




D [1PCS]



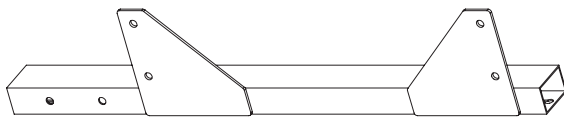
E [1PCS]



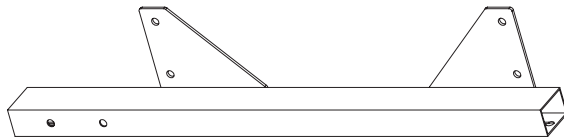
F [2PCS]



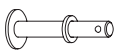
H [1PCS]



K [1PCS]



G [2PCS]





Power Rack Assembly Diagram

