




Soccer Goal Assembly Instructions





Soccer Goal Assembly Instructions




1. Open carry bag and remove folded goal.



2. Slide fiberglass pole assemblies through the **2 sleeves**.




3. Slide / push the end of each fiberglass pole into the **corner joints** and tighten the **collar** to lock. Ensure all **collars** are securely tightened before use.






Soccer Goal Assembly Instructions



4. Unlock the velcro straps. Hold up the both front corners of the goal, then allow the net to pop up automatically.





5. Attach the steel pegs to the four positions at the bottom of the goal. Done.

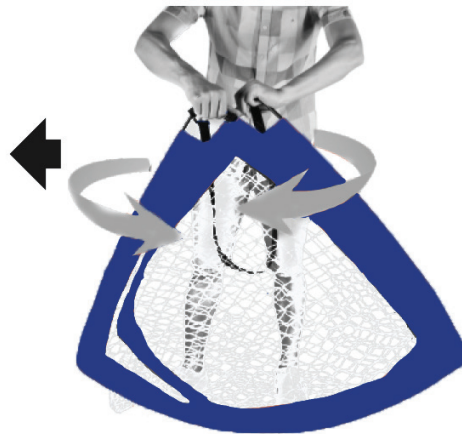


Soccer Goal Assembly Instructions

FOLDING THE NET



1. Remove all the steel peg before folding.



2. Twist the goal like "8", then fold two side together. Secure the velcro straps.